

OXBOW

A C A D E M Y

2022 Student Profile & Treatment Outcomes





OXBOW

A C A D E M Y

We are engaged in and dedicated to helping our Students and their Families identify and disrupt negative behavioral patterns while enhancing, supporting, developing and internalizing positive living patterns and principles.

We accomplish this by demonstrating a passionate commitment to honesty, integrity, understanding, love, compassion, patience and personal accountability to the treatment process.

Overview Of Oxbow Academy

Outcomes and Key Findings

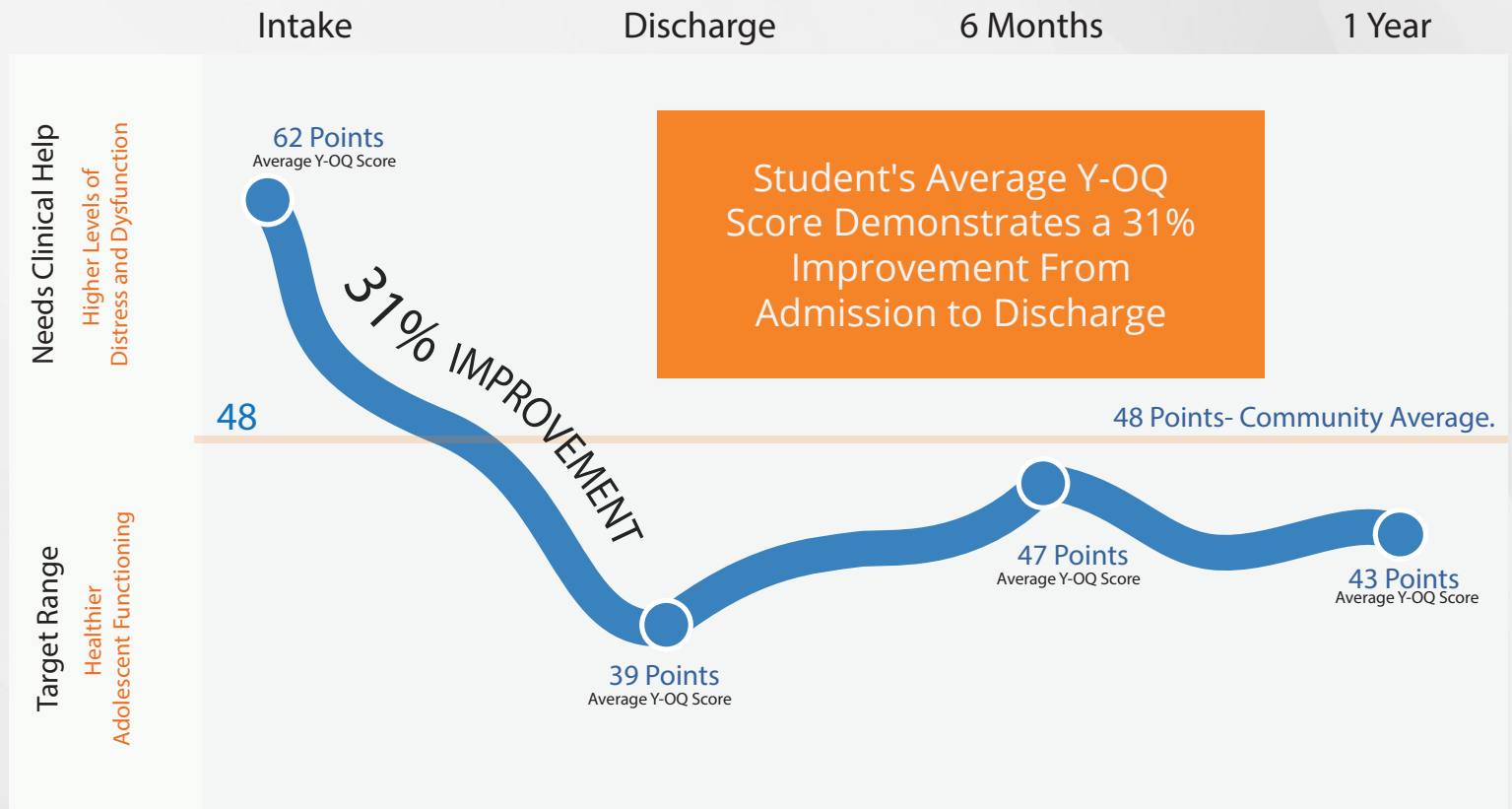
Over
520
Families Served

17+ Years
in Business

Measurement of Overall Improvement

Youth Outcome Questionnaire (Y-OQ)

The Youth Outcome Questionnaire (Y-OQ) is a tool developed to measure adolescent functioning. The Y-OQ has been validated and normed and is considered useful in measuring the progress of teens who may require outpatient or inpatient treatment.



19

Point Improvement
and Maintained That Score
One Year Later

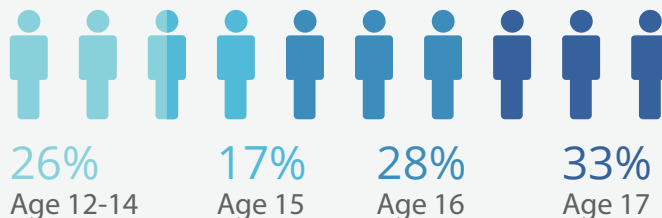
Oxbow Academy Surpasses Clinical Standard -
A 13 Point Change Is Considered
Clinically Significant

Student Profile

Oxbow Academy is Specifically Designed to Offer Treatment to Male Students for

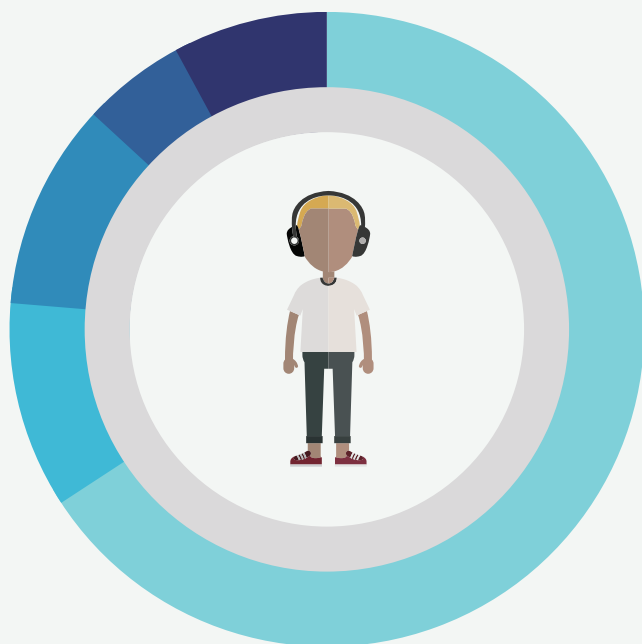
- Sexual Behavioral Problems
- Pornography Abuse
- Sexual Reactivity
- Sexual Abuse
- Other Compulsive Behavior Issues

AGE



Student Diagnoses + Symptoms

Students At Oxbow Academy Struggle With The Following Issues



- 66% - Impulse Control Disorder
- 17% - Anxiety Disorder
- 11% - ADHD
- 12% - Behavioral Disorder
- 8% - Substance Use Disorder

Hear **from the parents** who have been in our program!



94%

At discharge, 94% of parents reported **they would recommend this program to a friend** if he or she had a child needing this level of treatment

The research methodology includes the administration of an automated survey to all parents at predetermined intervals during treatment for data gathering purposes.

93%

At discharge, 93% of parents reported they were satisfied with the treatment they recieved at Oxbow Academy.

Our Academic Outcomes

Superior Student Performance

2.80

AVERAGE GPA
At Intake



3.10

AVERAGE GPA
At Discharge

Ascent Programs graduates achieve an average GPA increase from 2.8 at admission to 3.1 at discharge, an increase that is sustained even after a year

Hear from the students who have been in our programs!

98%

While at discharge, 98% of students reported much improvement as a result of finishing the program.



94%

While at discharge, 94% of students reported feeling that their therraputic needs were being met while at Oxbow Academy.

The research methodology includes the administration of an automated survey to all students at predetermined intervals during treatment for data gathering purposes.